

BUDGET SUMMARY

General Fund

Revenues:

Property Taxes	\$ 43,288,930
Sales Taxes	13,248,000
Unrestricted Intergovernmental	2,593,565
Restricted Intergovernmental	2,563,160
Other General Revenue	1,831,325
Licenses	1,730,000
Investment Earnings	930,000
Fund Balance Appropriated	0
TOTAL	\$ 66,184,980

Expenditures:

Fire & Life Safety Operations	\$ 16,268,332
Police	14,858,806
Solid Waste/Recycling	6,668,994
Parks & Recreation	6,078,190
Transportation – Streets	5,449,864
Non-Departmental	5,054,186
Communications	1,177,726
Transportation – Powell Bill	1,152,578
Business & Neighborhood Services	1,029,088
Development Services	804,469
Economic Development	716,454
Code Enforcement	679,935
Transportation - Traffic Signals	616,733
Transportation – Traffic Services	608,266
Cemeteries	558,134
City Manager's Office	538,152
Finance	472,744
Fire Prevention	469,067
Tax Collection	415,246
Radio Shop	408,782
Emergency Management	372,135
Human Resources	354,145
Fire Training	315,014
Transportation Planning	280,400
Legal	234,382
Public Services Administration	213,940
Governing Body	160,085
Parks & Recreation-Aquatics	137,810
Wellness Center	91,323

TOTAL \$ 66,184,980

Other Funds

Electric Systems	\$ 64,903,752
Water Resources	19,722,875
Wastewater Resources	15,363,154
Aviation	15,095,834
Sec. 8 Housing Voucher Prog.	3,512,850
Public Transit	2,278,930
Stormwater	3,479,800
Golf Course	2,792,470
Transportation Improvement	2,371,773
Public Housing	1,081,500
Community Dev. Block Grant	442,930
HOME Consortium	410,004
\$5 Vehicle Tax	252,000
Municipal Service District	75,400

Budget

TOTAL CITYWIDE


Revenues	\$ 197,968,252
Expenditures	\$ 197,968,252

Personnel

Full-time-equivalent employees	942.25
Salaries + Benefits	\$ 53,833,927

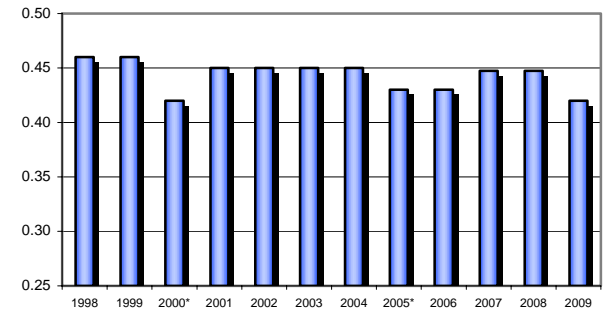
The General Fund pays for basic services traditionally provided by local government. Sixty-five percent (65%) of the General Fund's revenues are derived from property taxes. Other sources (listed above left) comprise the rest.

How will each General Fund tax dollar be spent?

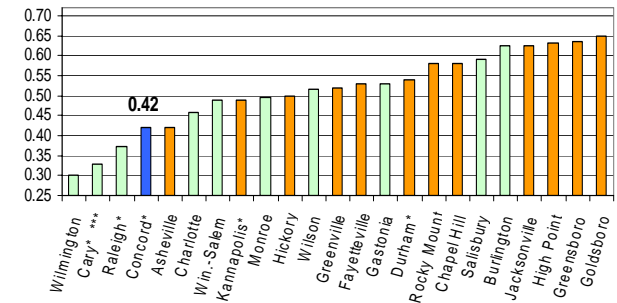


City Property Tax Rate

(cents per \$100 valuation; * indicates revaluation year)



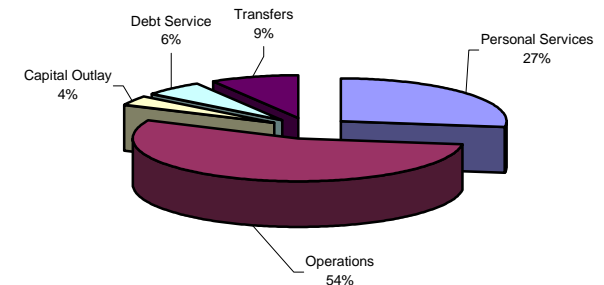
FY 2008-09 Adopted Property Tax Rates for NC Full-Service Cities Over 30,000 Pop. (Cents per \$100 Valuation)



* Represents Revaluation Year
 **Cary- extensive use of impact fees.
 * Cities in green apply a fee for solid waste collection (for some or all services) in addition to property tax
 Charlotte residents are assessed an annual solid waste fee for disposal of \$ 45 or \$ 27 (for multi-family) through Mecklenburg Co. tax bills.
 Note that Gastonia and Asheville charge a nominal recycling fee, but not for residential garbage or yard waste.

FY 08-09 Expenditures by Line-item Category

(City total = \$197,968,252)



FY 2008-2009 Budget Highlights

- Continue support for business development efforts throughout the City.
- Renovation of Fire Station #5 to accommodate the future placement of a ladder truck to serve southwestern Concord.
- Addition of a second Fire Battalion (effective 9/1/08) to oversee the department's 9 stations and 11 crews.
- Installation of 20 additional Mobile Computer Terminals (MCT's) to improve Police Officer presence in the field.
- Coordinate with the US Army Corps of Engineers and NC Ecosystem Enhancement Program to implement a stream restoration project.
- Construct a skate park to accommodate youth recreational needs.
- Additional \$500,000 in resurfacing funds to sustain the City's goal for lane miles maintained per year.
- 46% increase in fuel cost for a total fuel budget of \$1.4 million.
- Use of bio-diesel as a fuel source for City vehicles and Public Transit buses.
- New staff positions (10 total positions)
 - Stormwater Fund (1 position)
 - General Fund
 - o Police (2 positions)
 - o Fire & Life Safety (3 positions)
 - o Human Resources (1 position)
 - o Parks & Recreation (1 position)
 - o Solid Waste/Recycling (1 position)
 - Internal Service Fund
 - o Customer Service (1 PT position)
- Property tax rate of \$0.42 per \$100 valuation.
- Wastewater rate increase of \$1.06 per monthly residential bill (based on average usage from 2007).
- Water rate increase of \$0.86 per monthly residential bill (based on average usage from 2007).

City of Concord

Population: 68,249
Square Miles: 59.62

Mayor

J. Scott Padgett

Mayor Pro Tem

W. Lamar Barrier

City Council

James E. Ramseur
Alfred M. Brown, Jr.
Dr. Hector H. Henry II
David W. Phillips
Randall R. Grimes
Ella Mae Small

City Manager

W. Brian Hiatt

Deputy City Manager

James S. Greene, Jr.

Assistant City Manager

James H. Hipp

Finance Director

Pamela T. Hinson

City Manager	704-920-5215
Finance Director	704-920-5220
Tax Collector	704-920-5216
Human Resources	704-920-5100
Customer Care Center	704-920-5555
TDD	1-800-735-8262

www.ci.concord.nc.us



Summary of FY 2008-2009 Adopted Budget



Mission Statement

The mission of the City of Concord is to partner with our community to deliver services, preserve, protect and enhance the quality of life and plan for the future.