

BUDGET SUMMARY

GENERAL FUND

| | |
|--------------------------------|----------------------|
| Revenues: | |
| Property Taxes | \$ 52,252,650 |
| Sales Taxes | 17,136,957 |
| Unrestricted Intergovernmental | 5,987,000 |
| Restricted Intergovernmental | 3,668,617 |
| Other General Revenue | 2,816,615 |
| Transfers | 3,350,000 |
| Licenses | <u>1,118,700</u> |
| TOTAL | \$ 86,330,539 |

| | |
|--------------------------------------|----------------------|
| Expenditures: | |
| Police | \$ 20,552,822 |
| Fire | 18,832,892 |
| Parks & Recreation | 7,810,332 |
| Non-Departmental | 6,914,433 |
| Solid Waste & Recycling | 6,844,133 |
| Transportation – Streets | 6,455,706 |
| Economic Development | 4,052,682 |
| Planning & Nhbd Development | 2,662,082 |
| Emergency Communications | 1,627,193 |
| Transportation – Powell Bill | 1,205,345 |
| Code Enforcement | 843,401 |
| Transportation-Signals | 842,859 |
| Fire Prevention | 842,379 |
| Emergency Management | 800,238 |
| Human Resources | 702,813 |
| City Manager’s Office | 676,927 |
| Finance | 634,372 |
| Transportation – Traffic Services | 586,510 |
| Cemeteries | 569,166 |
| Fire Training | 466,644 |
| Radio Shop | 428,625 |
| Legal | 383,118 |
| Transportation Planning | 328,708 |
| Public Services Administration | 311,706 |
| Wellness Center | 306,493 |
| Tax Collection | 261,725 |
| Governing Body | 224,869 |
| Parks & Recreation-Aquatics | 162,369 |
| Fleet Services (costs allocated out) | <u>0</u> |
| TOTAL | \$ 86,330,539 |

OTHER FUNDS

| | |
|------------------------------|---------------|
| Electric Systems | \$ 84,956,000 |
| Water Resources | 29,738,976 |
| Wastewater Resources | 17,116,711 |
| Aviation | 9,339,679 |
| Sec. 8 Housing Voucher Prog. | 4,303,974 |
| Stormwater | 5,271,649 |
| Public Transit | 4,271,951 |
| Golf Course | 2,844,551 |
| Public Housing | 1,210,932 |
| Community Dev. Block Grant | 470,745 |
| \$5 Vehicle Tax | 350,000 |
| Home Consortium | 279,216 |
| Municipal Service District | 90,000 |

TOTAL CITYWIDE

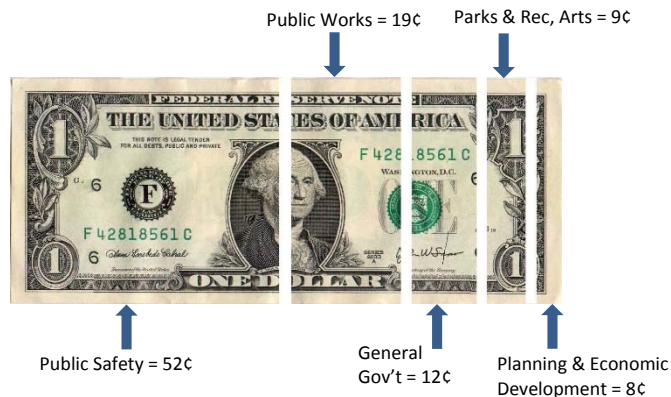
| | |
|--------------|-----------------------|
| Revenues | \$ 246,574,923 |
| Expenditures | \$ 246,574,923 |

Personnel

| | |
|--------------------------------|---------------|
| Full-time-equivalent employees | 1,017.6 |
| Salaries + Benefits | \$ 69,387,783 |

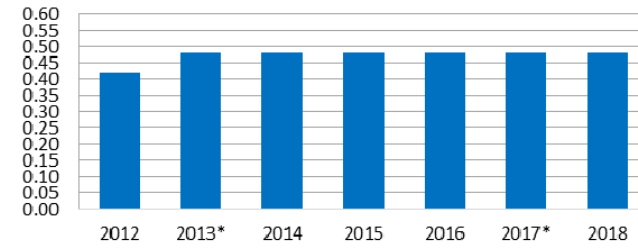
The General Fund pays for basic services traditionally provided by local government. Sixty percent (60%) of the General Fund’s revenues are derived from property taxes. Other sources (listed above left) comprise the rest.

How is each General Fund tax dollar spent?



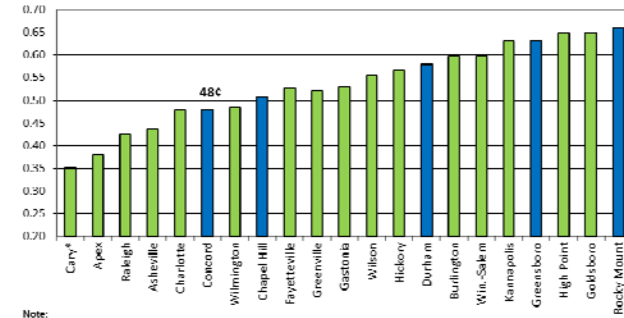
City Property Tax Rate

(cents per \$100 of valuation)



*indicates a revaluation year

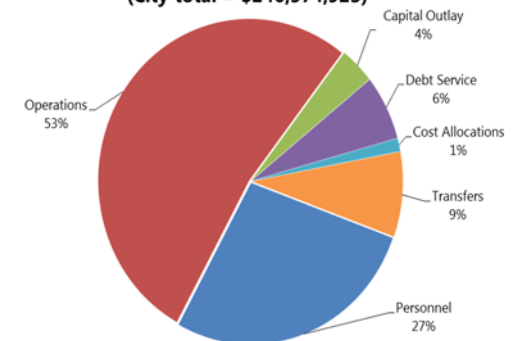
FY 17-18 Proposed Property Tax Rates for NC Full-Service Cities Over 40,000 Pop. (Cents per \$100 Valuation)



Note:
 *Cary – tentative rate of impact fees
 Cities in green apply a fee for solid waste (for some or all services) in addition to property tax.

FY 17-18 Expenditures by Line-item

Category
 (City total = \$246,574,923)



FY 2018 Budget Highlights

- **No changes** to the Property Tax Rate of **48¢** per \$100 valuation.
- Budget recommendation **allows for service and infrastructure expansions** that focus on the future and quality of place.
- **Begin the process of implementing Master Plans for** Downtown, Recreation, Land Use, Water, Wastewater, and Stormwater.
- Total of \$1.2 million designated for **street resurfacing**.
- **Aligning of City staffing with growth and customer service needs, to include 38.47 FTE in new staff positions** added across the City.
- **Continue to focus on investment in the City's parks and recreation facilities**, including upfit of the Burrage Road facility, an open space connectivity analysis, Hector H. Henry II greenway phase expansion, and the reopening of the Hartsell Recreation Center.
- **Continued implementation of the Smart Community program** through installation of advanced electric and water metering technology to improve operational efficiency reliability, and service to customers.
- **No increase** in Water, Sewer, or Electric rates despite a 5% increase in WSAAC treatment costs.
- **Begin Master Plan process for Concord Regional Airport** to evaluate future needs and potential commercial service expansion.
- Address downtown public parking needs by contributing approx. \$3 million to **Cabarrus County's construction of a parking deck**.
- **Transfer of tax collection expenses to Cabarrus County**, resulting in a savings of approximately \$170,000 per year and a reduction of 2.0 FTE.
- **Recommending modest increases to Stormwater fees** for the first time in program history, in order to accelerate master plan project completion from 21 to 14 years.

City of Concord

Population: 89,891
Square Miles: 62.383

Mayor

J. Scott Padgett

Mayor Pro Tem

Ella Mae Small

City Council

Samuel Leder
W. Brian King
Alfred M. Brown, Jr.
W. Lamar Barrier
Jennifer Parsley
John Sweat, Jr.

City Manager

W. Brian Hiatt

Deputy City Manager

Merl Hamilton

Assistant City Manager

Lloyd Payne

Finance Director

Pamela T. Hinson

| | |
|----------------------|----------------|
| City Manager | 704-920-5215 |
| Finance Director | 704-920-5220 |
| Tax Collector | 704-920-5216 |
| Human Resources | 704-920-5100 |
| Customer Care Center | 704-920-5555 |
| TDD | 1-800-735-8262 |

www.concordnc.gov



Summary of FY 2017-2018 Proposed Budget



Mission Statement

The City of Concord partners with our community to deliver excellent service and plans for the future while preserving, protecting, and enhancing the quality of life.